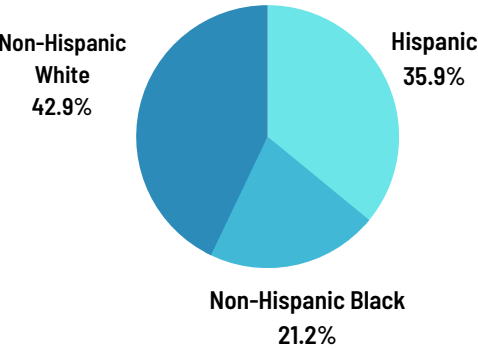


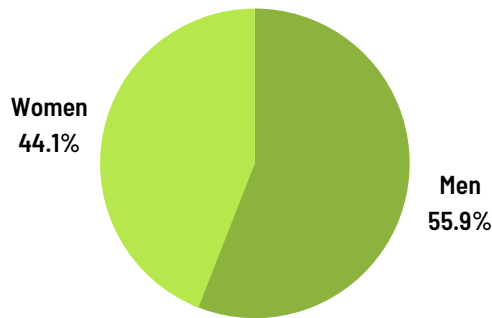
# 2022 Collier County Tobacco Data Report

## Tobacco Use Demographics - Collier 2021

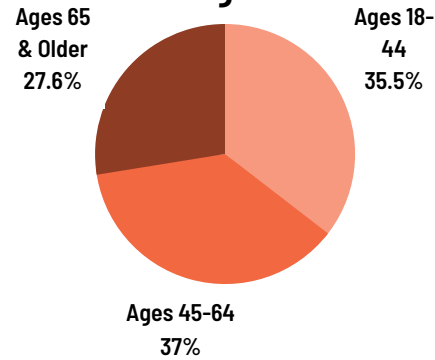
Race



Sex



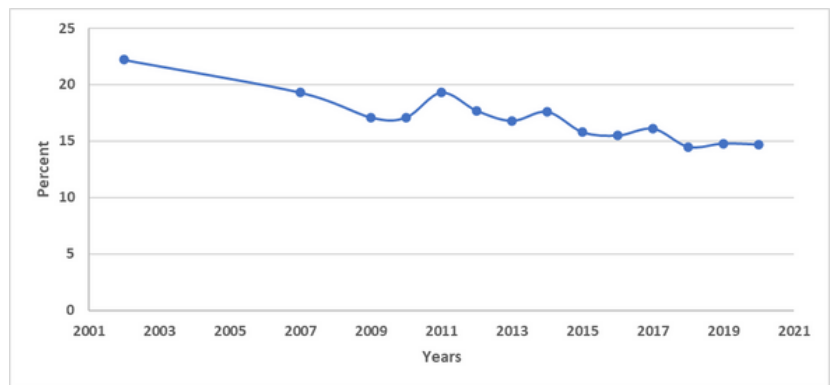
Age



In Collier County, non-Hispanic white men, ages 45-64 are most likely to be tobacco users [1].

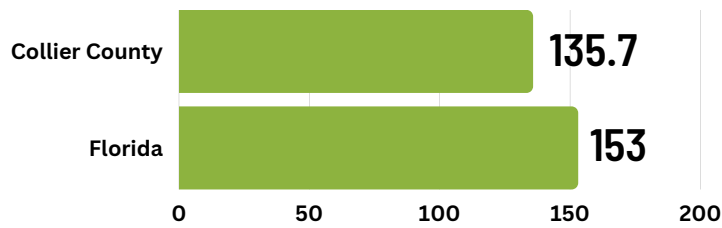
Across Florida, adults who are current smokers have been decreasing each year, with 2021 marking the lowest total current smokers at 13% [1].

Figure 1-Adults Who are Current Smokers in Florida



## Tobacco & Cancer

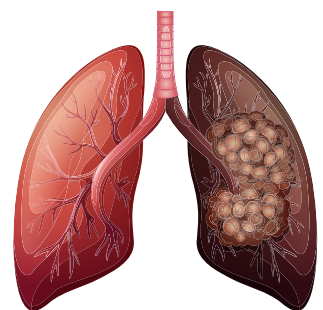
Figure 2-Deaths from Tobacco-Related Cancers



Deaths from oral cancer have been on the rise in Collier County, with the rate in 2021 being 2.5 per 100,000 deaths, compared to 0.9 in 2018 [3].

Fortunately, Collier County has been reducing the total number of deaths from tobacco-related cancers. In 2021, the rate per 100,000 deaths from tobacco-related cancer aged 35 and older in Collier County was 135.7 versus 153 across Florida [2].

The rate of lung cancer incidence per 100,000 in Collier County has been declining, with a rate of 32.7 reported in 2020 compared to 39.0 in 2019 [4].



# 2022 Collier County Tobacco Data Report

## Students Using Tobacco

Figure 3-Students Who Have Ever Tried Cigarettes, Cigars, or Smokeless Tobacco

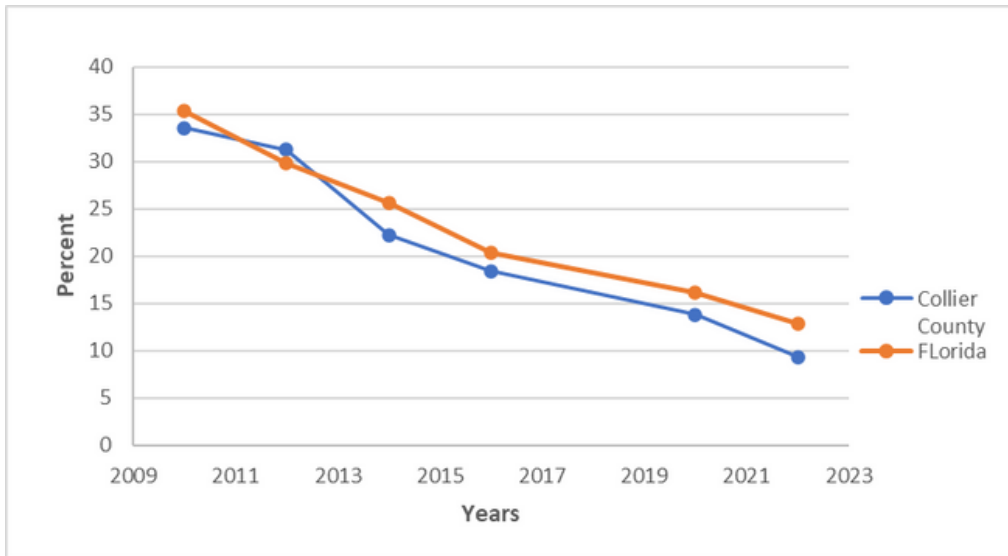
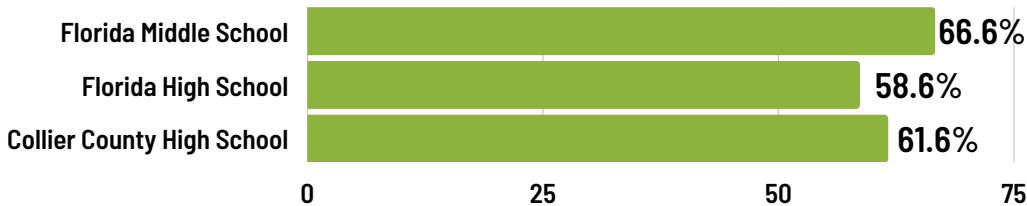


Figure 4-Students Who Are Users of Tobacco Products Whose Parents Do Not Know They Use Tobacco



In 2022 in Collier County, 65.3% of students are users of tobacco products whose parents do not know that they use tobacco, as compared to 60.8% statewide [6].




Recent data suggests that the total number of students who have ever tried cigarettes, cigars, or smokeless tobacco continues to decline over the years, citing 9.3% of Collier County students have tried the aforementioned products in 2022, compared to 33.5% in 2010 [5].



In 2022, males made up 60% of student tobacco users in Collier County whose parents do not know they use tobacco & females made up 73.1% [6].

## E-cigarettes & Smokeless Tobacco



Student E-cigarette use in 2022 in Collier County [7]:

Middle school students: 11%  
High school students: 30.5%

Student Smokeless Tobacco Use in 2022 in Collier County [8]:

Middle school students: 0.8%  
High school students: 1.7%

E-cigarette use by adults in 2019 [9]:

Collier County: 3.4%  
Florida: 7.5%

### FACTS

Teens are more sensitive to nicotine and feel dependent on nicotine sooner than adults [10].

A single nicotine refill pod contains as much nicotine as a pack of 20 regular cigarettes [10].

# 2022 Collier County Tobacco Data Report

## Sources

- [1] Adults Who Are Current Smokers (2021). Florida Department of Health Division of Public Statistics and Performance Management. Retrieved from <https://www.flhealthcharts.gov/ChartsDashboards/rdPage.aspx?rdReport=BRFSS.Dataviewer&bid=0008>
- [2] Deaths from Tobacco-Related Cancer (Aged 35 Years and Older) (2021). Florida Department of Health Division of Public Statistics and Performance Management. Retrieved from <https://www.flhealthcharts.gov/ChartsDashboards/rdPage.aspx?rdReport=NonVitalInd.Dataviewer&cid=0268>
- [3] Deaths from Oral Cancer (2021). Florida Department of Health Division of Public Statistics and Performance Management. Retrieved from <https://www.flhealthcharts.gov/ChartsDashboards/rdPage.aspx?rdReport=Death.DataViewer&cid=0100>
- [4] Lung Cancer Incidence (2020). Florida Department of Health Division of Public Statistics and Performance Management. Retrieved from <https://www.flhealthcharts.gov/ChartsDashboards/rdPage.aspx?rdReport=NonVitalInd.Dataviewer&cid=0446>
- [5] Students Who Have Ever Tried Cigarettes, Cigars, or Smokeless Tobacco (2022). Florida Department of Health Division of Public Statistics and Performance Management. Retrieved from <https://www.flhealthcharts.gov/ChartsDashboards/rdPage.aspx?rdReport=SurveyData.YTS.Dataviewer&cid=0017>
- [6] Student Users of Tobacco Products Whose Parents Do Not Know They Use Tobacco (2022). Florida Department of Health Division of Public Statistics and Performance Management. Retrieved from <https://www.flhealthcharts.gov/ChartsDashboards/rdPage.aspx?rdReport=SurveyData.YTS.Dataviewer&cid=0155>
- [7] Students Who Have Ever Tried Cigarettes, Cigars, Smokeless Tobacco, Hookah, or Electronic Vapor Products (2022). Florida Department of Health Division of Public Statistics and Performance Management. Retrieved from <https://www.flhealthcharts.gov/ChartsDashboards/rdPage.aspx?rdReport=SurveyData.YTS.Dataviewer&cid=0018>
- [8] Students Who Have Ever Tried Using Flavored Smokeless Tobacco (2022). Florida Department of Health Division of Public Statistics and Performance Management. Retrieved from <https://www.flhealthcharts.gov/ChartsDashboards/rdPage.aspx?rdReport=SurveyData.YTS.Dataviewer&cid=0089>
- [9] Adults Who Currently Use E-Cigarettes (2019). Florida Department of Health Division of Public Statistics and Performance Management. Retrieved from <https://www.flhealthcharts.gov/ChartsDashboards/rdPage.aspx?rdReport=BRFSS.Dataviewer&bid=0126>
- [10] E-Cigarettes and Teens: Youth and Vaping (2019). Tobacco Free Florida. Retrieved from <https://tobaccofreeflorida.com/current-issues/teen-vaping/>