

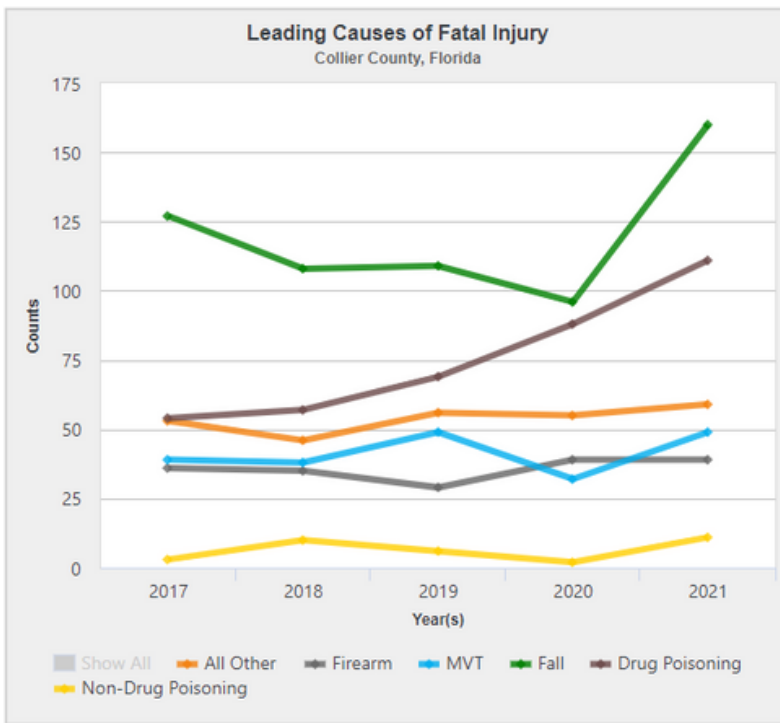
2021 COLLIER COUNTY INJURY DATA REPORT



INJURY

Injury is defined as physical harm or damage to someone’s body. Whether intentional or unintentional, injuries can be predicted and prevented. Unintentional injuries include those that result from motor vehicle collisions, drownings, falls, firearms, drug poisonings, and recreational and sports-related activities. Intentional injuries result from interpersonal or self-inflicted violence, and include homicide, assaults, suicide and suicide attempts, child abuse and neglect, intimate partner violence, elder abuse, and sexual assault.

FIGURE 1



Source: Florida Department of Health, Bureau of Vital Statistics.

FATAL INJURIES

The three leading causes of fatal injuries in Collier County are falls, drug poisonings, and motor vehicle traffic (MVT)-related injuries. In 2021, falls made up 38.8% of fatal injuries, drug poisonings made up 26.2%, and MVT-related injuries made up 11.5%.

In 2021, the total number of fatal injuries reported in Collier County were 429, seen in figure 2. Of those fatal injuries, 83.7% were reported as unintentional injuries. Adults 85 years and over made up 26.8% of all total fatal injuries.

FIGURE 2

Intent	<1	1-4	5-9	10-14	15-19	20-24	25-34	35-44	45-54	55-64	65-74	75-84	85+	Unknown	All Ages	County Age Adj Rate	Florida Age Adj Rate
Homicide	0	0	0	0	2	1	0	1	2	1	0	0	0	0	7	2.33	7.27
Other	0	0	0	0	0	0	0	0	0	0	0	0	0	0	0	0.00	0.15
Suicide	0	0	0	0	3	1	5	11	11	11	8	8	3	0	61	14.91	13.77
Undetermined	0	0	0	0	0	0	0	0	1	0	0	1	0	0	2	0.40	0.85
Unintentional	0	2	0	2	9	12	37	43	26	42	34	40	112	0	359	71.85	72.81
Total	0	2	0	2	14	14	42	55	40	54	42	49	115	0	429	89.48	94.85
Age-Specific Rate	0.00	14.68	0.00	10.27	73.80	77.41	111.61	143.75	91.68	98.83	66.04	97.49	592.69		107.60		

Source: Florida Department of Health, Bureau of Vital Statistics.

2021 COLLIER COUNTY INJURY DATA REPORT



INJURY HOSPITALIZATIONS

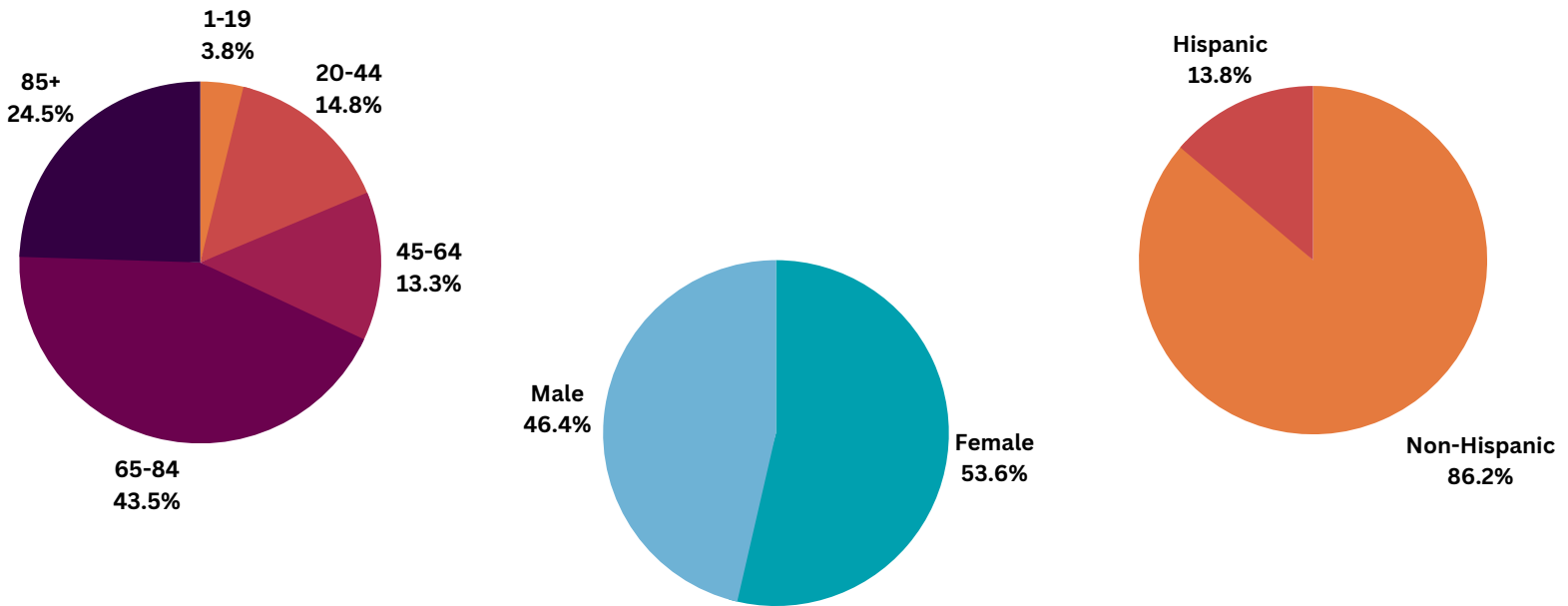
As shown in figure 3, there was a total of 2,456 non-fatal injury hospitalizations reported in 2020. Of this total, 1,543 were reported as falls, which makes up 62.8% of all injury hospitalizations in Collier County. Also notable, 270 reports were identified as poisonings and 195 reports were MVT-related.

FIGURE 3

Non-Fatal Injury Hospitalizations By Intent - Collier County, Florida 2020																	
Intent	<1	1-4	5-9	10-14	15-19	20-24	25-34	35-44	45-54	55-64	65-74	75-84	85+	Unknown	All Ages	County Age Adj Rate	Florida Age Adj Rate
Assault	<5	<5	<5	<5	<5	5	<5	12	5	<5	<5	<5	<5	<5	34	11.68	21.35
Not E-Coded	<5	<5	<5	<5	<5	5	<5	<5	7	6	28	27	20	<5	101	15.53	16.64
Other (Legal Intervention/War)	<5	<5	<5	<5	<5	<5	<5	<5	<5	<5	<5	<5	<5	<5	<5	0.69	0.23
Self-Harm	<5	<5	<5	<5	17	10	18	18	20	17	9	<5	6	<5	120	36.42	35.48
Undetermined	<5	<5	<5	<5	<5	<5	<5	<5	<5	<5	<5	<5	<5	<5	7	2.75	3.79
Unintentional	<5	15	11	13	23	39	126	106	136	209	359	600	553	<5	2,192	351.95	447.23
Total	<5	17	11	16	46	60	150	141	170	234	397	632	580	<5	2,456	419.02	524.70
Age-Specific Rate	63.35	125.25	62.85	84.14	247.27	337.02	409.58	379.10	391.41	447.03	650.01	1,324.03	3,148.92		635.48		

Source: Florida Department of Health, Bureau of Vital Statistics.

INJURY HOSPITALIZATIONS DEMOGRAPHICS (2020):



Based on what is reported, individuals most at risk for an injury hospitalization are:

- Adults 65 and over
- Non-Hispanic
- Females

2021 COLLIER COUNTY INJURY DATA REPORT



FALLS

Falls can occur from a variety of biological, behavioral, and environmental factors. These risk factors include a previous fall, chronic health conditions, house conditions (slippery floors, loose rugs, loose cords, etc.), fear of falling, medicines, mobility problems, poor nutrition, and poor vision or hearing. There were 1,565 injury hospitalizations due to unintentional falls reported in 2020. Collier County had a higher rate of unintentional falls compared to Florida (404.9 v.s. 342.5).

FALLS BY DEMOGRAPHICS (2020):



39.7% were male



60.3% were female



84.4% were older adults (65+)



90.5% were non-Hispanic

DRUG POISONINGS

Drug poisonings occur when drugs are abused or taken in large amounts. Acetaminophen, Sedative/Hypnotics/Antipsychotics, Miscellaneous Alcohols, Pharmaceutical and Illegal Opioid Preparations are the substance category with the largest number of deaths across all ages.¹ In Collier County, there were 295 injury hospitalizations due to drug poisonings reported in 2020.

DRUG POISONINGS BY DEMOGRAPHICS (2020):



About 3 in 4 people hospitalized from drug poisonings were white.



51.2% were identified as female.



48.8% were identified as male.



The rate of Black individuals hospitalized from drug poisonings was 58.6, and in 2019 it was 110.8.

REFERENCES:

1. National Poison Control Call Statistics, 2021 Retrieved from <https://www.poisson.org/poison-statistics-national>






2021 COLLIER COUNTY INJURY DATA REPORT




MOTOR VEHICLE TRAFFIC-RELATED INJURIES

Motor vehicle accidents occurs when a motor vehicle collides with an object, a pedestrian, a bicyclist, an animal, or another vehicle. In 2020, It was estimated there were 42,338 deaths from motor vehicle crashes in the United States². In Collier County, there were 201 injury hospitalizations reported in 2020 due to motor vehicle related accidents.



-  Motorcyclist: 4
-  Occupant: 31
-  Pedalcyclist: 2
-  Pedestrian: 8
-  Other, unspecified: 4

MVT INJURIES BY DEMOGRAPHICS (2020):



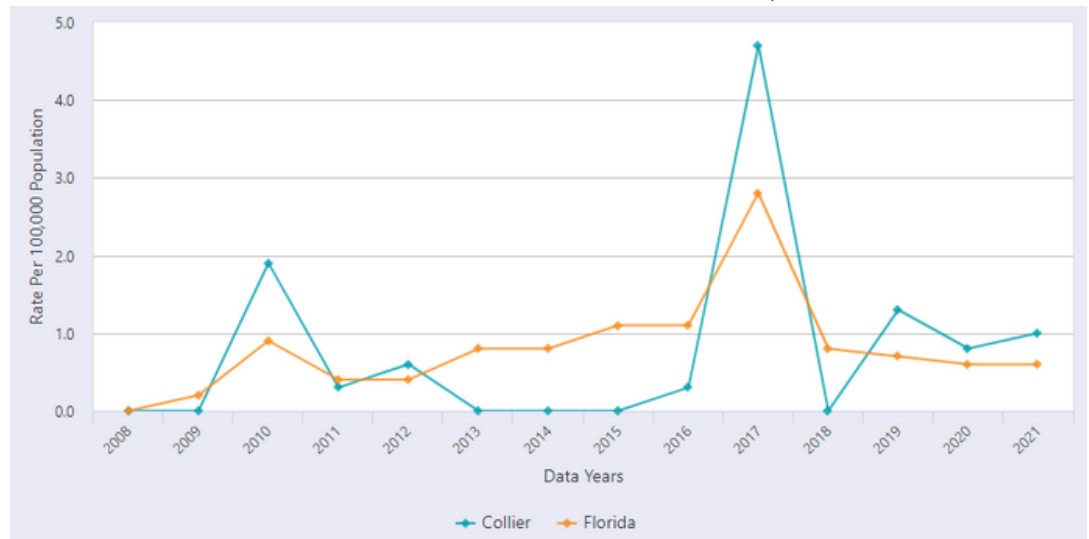
CARBON MONOXIDE POISONINGS

Carbon Monoxide is a colorless, odorless gas produced by the burning of fuels in cars, trucks, stoves, fireplaces, grills, gas ranges, etc. Carbon Monoxide poisoning occurs from breathing in excessive levels of carbon monoxide, which then enters the bloodstream. Urgent medical attention is usually recommended as it causes severe tissue damage, and even death.



Fortunately, due to technological advances, carbon monoxide poisonings do not occur very often. However, Collier County's rate of carbon monoxide poisoning was higher than Florida's in 2021, and in 2017 it reached a rate of almost 5.0 with 17 cases in Collier County.

FIGURE 4: CARBON MONOXIDE POISONING, SINGLE YEAR



Source: Florida Department of Health, Bureau of Vital Statistics.

REFERENCES:

2. NSC Injury Facts (2020) Retrieved from https://injuryfacts.nsc.org/motor-vehicle/overview/introduction/?utm_source=canva&utm_medium=iframe