

2022 COLLIER COUNTY INJURY DATA REPORT



INJURY

Injury is defined as physical harm or damage to someone's body. Whether intentional or unintentional, injuries can be predicted and prevented. Unintentional injuries include those that result from motor vehicle collisions, drownings, falls, firearms, drug poisonings, and recreational and sports-related activities. Intentional injuries result from interpersonal or self-inflicted violence, and include homicide, assaults, suicide and suicide attempts, child abuse and neglect, intimate partner violence, elder abuse, and sexual assault.



FATAL INJURIES

- In 2022, 84.3% of all fatal injuries were unintentional.
- Ages 85+ made up 27.2% of total fatal injuries in 2022.
- In 2022, ages 65+ made up 52% of all fatal injuries.

Fatal Injuries in 2022

- Homicide: 11
 - Suicide: 54
 - Undetermined: 2
 - Unintentional: 360

Total: 427

VS

Fatal Injuries in 2021

- Homicide: 7
 - Suicide: 61
 - Undetermined: 2
 - Unintentional: 359

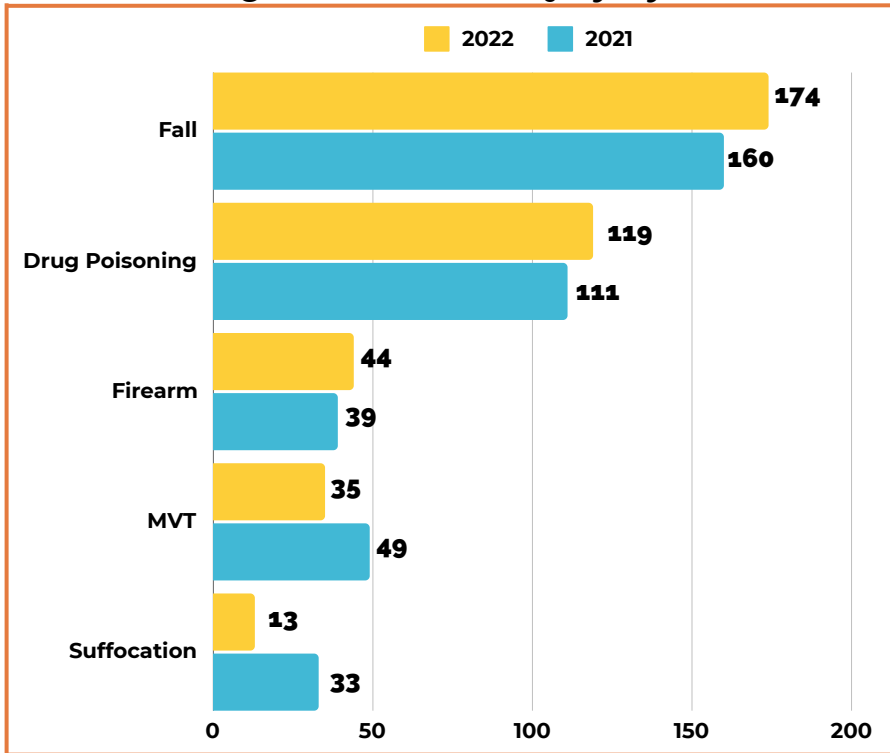
Total: 429

Total fatal injuries include both intentional and unintentional injuries. The total number of fatal injuries in Collier County in 2022 was 427. Compared to 2021, homicides increased slightly, while suicides decreased slightly in 2022. Almost all homicides were caused by firearms. The leading mechanisms of suicide were firearms, followed by poisoning and suffocation.

2021 COLLIER COUNTY INJURY DATA REPORT



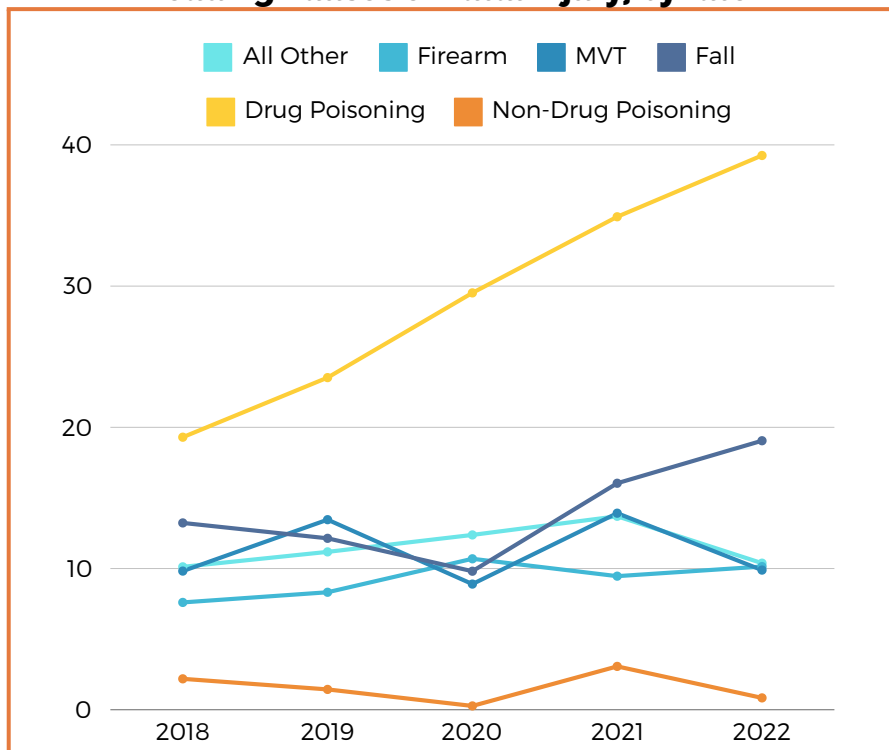
Leading Causes of Fatal Injury, by count



Source: Florida Department of Health, Bureau of Vital Statistics.

The top 5 leading causes of fatal injury in 2022 were fall, drug poisoning, firearm, motor vehicle traffic (MVT), and suffocation. Falls made up about 41% of fatal injuries. Drug poisonings made up around 28%. Compared to 2021, MVT and suffocation have decreased significantly, while firearms, drug poisonings and falls have increased in 2022.

Leading Causes of Fatal Injury, by rate



Source: Florida Department of Health, Bureau of Vital Statistics.

By count, falls had the highest number of fatal injuries in 2022. However, drug poisonings had the highest rate of leading causes of fatal injury. With a rate of 39.0, drug poisonings had a disproportionate rate to all other leading causes of injury in Collier County. Falls had the second highest rate of 19.0.

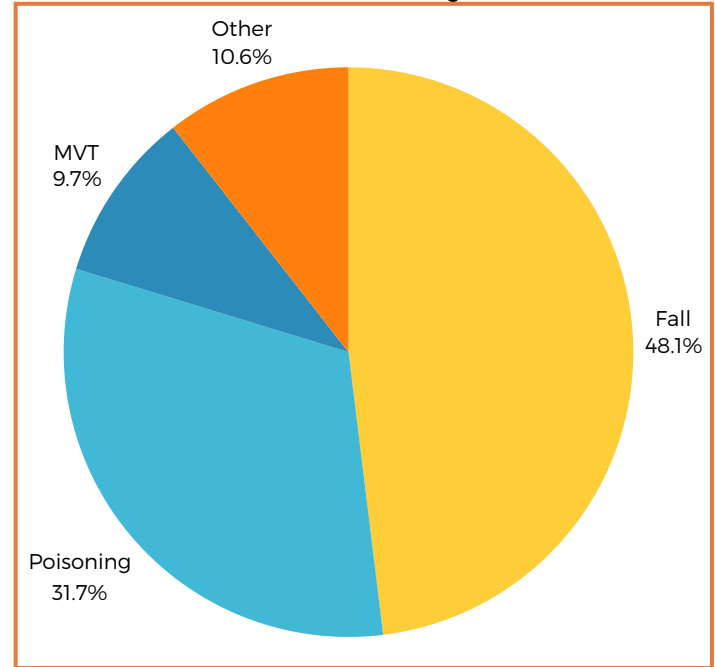
2022 COLLIER COUNTY INJURY DATA REPORT



UNINTENTIONAL FATAL INJURIES

In 2022, the age-adjusted rate per 100,000 population of Deaths From Unintentional Injury (All) in Collier County was 72.8 compared to Florida at 69.4. The total number of unintentional fatal injuries was 360, which made up about 84% of all fatal injuries. Almost all leading causes of fatal injury are from unintentional injuries. About 50% of unintentional fatal injuries in 2022 were falls.

Unintentional Fatal Injuries 2022

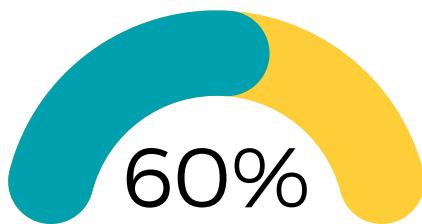


Source: Florida Department of Health, Bureau of Vital Statistics.

DISPARITIES

- The rate of unintentional fatal injuries who are non-Hispanic in Collier County was 88.8 compared to Florida at 77.8.
- The rate of unintentional fatal injuries who identified as Black was 59.0, and those who identified as White was 74.0.

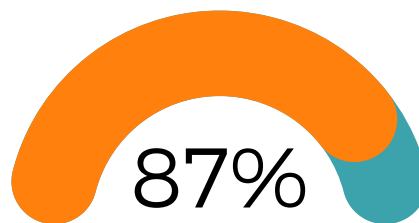
DEMOGRAPHICS:



of unintentional fatal injuries were male



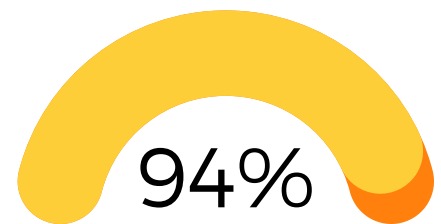
216 were male, with a rate of 96.8



of unintentional fatal injuries were non-Hispanic



144 were female, with a rate of 48.2



of unintentional fatal injuries were White

2022 COLLIER COUNTY INJURY DATA REPORT



FALLS

174

Fatal falls in 2022

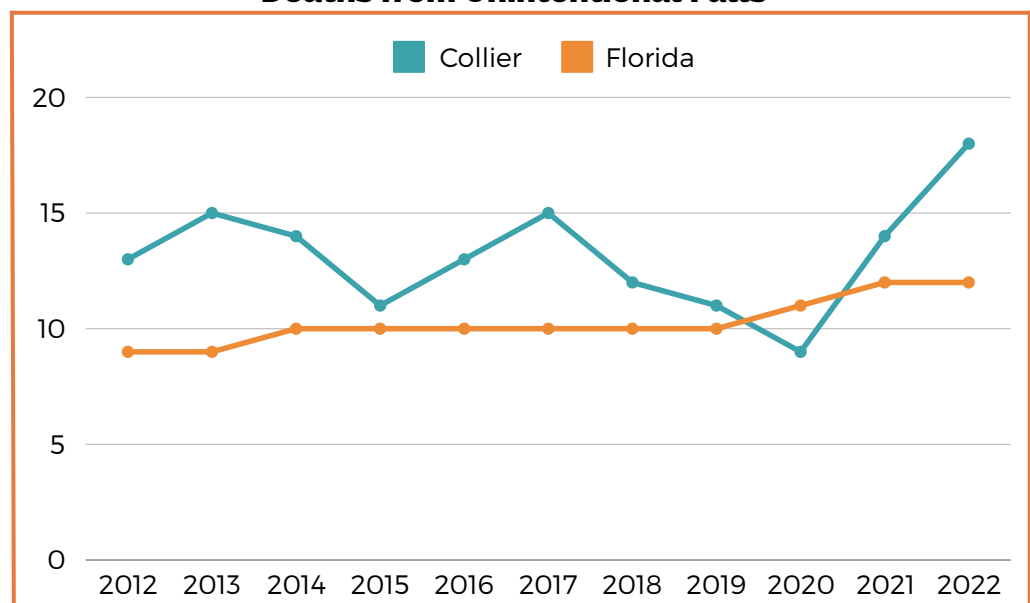


Falls can occur from a variety of biological, behavioral, and environmental factors. These risk factors include a previous fall, chronic health conditions, house conditions (slippery floors, loose rugs, loose cords, etc.), fear of falling, medicines, mobility problems, poor nutrition, and poor vision or hearing. In 2022, the age-adjusted rate per 100,000 population of Deaths From Unintentional Falls (All) in Collier County was 17.6 compared to Florida at 12.2. The rate of fatal falls increased from 14.4 in 2021 to 17.6 in 2022. This is the highest rate seen in 10 years.

DISPARITIES

- The rate of fatal falls who are Hispanic in Collier County was 11.8 compared to Florida at 6.7.
- The rate of fatal falls who are non-Hispanic in Collier County was 18.5 compared to Florida at 13.3.
- The rate of fatal falls who identified as White has increased from 8.9 in 2020 to 18.1 in 2022.

Deaths from Unintentional Falls



Source: Florida Department of Health, Bureau of Vital Statistics.

FALLS BY DEMOGRAPHICS:



Ages 65+ make up 94.2% of unintentional falls

Ages 85+ make up 58.4% of unintentional falls



84 were male, with a rate of 19.1



89 were female, with a rate of 16.2



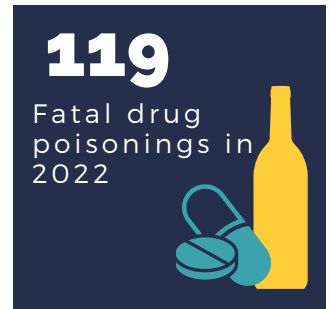
171 were White, with a rate of 18.1

2022 COLLIER COUNTY INJURY DATA REPORT

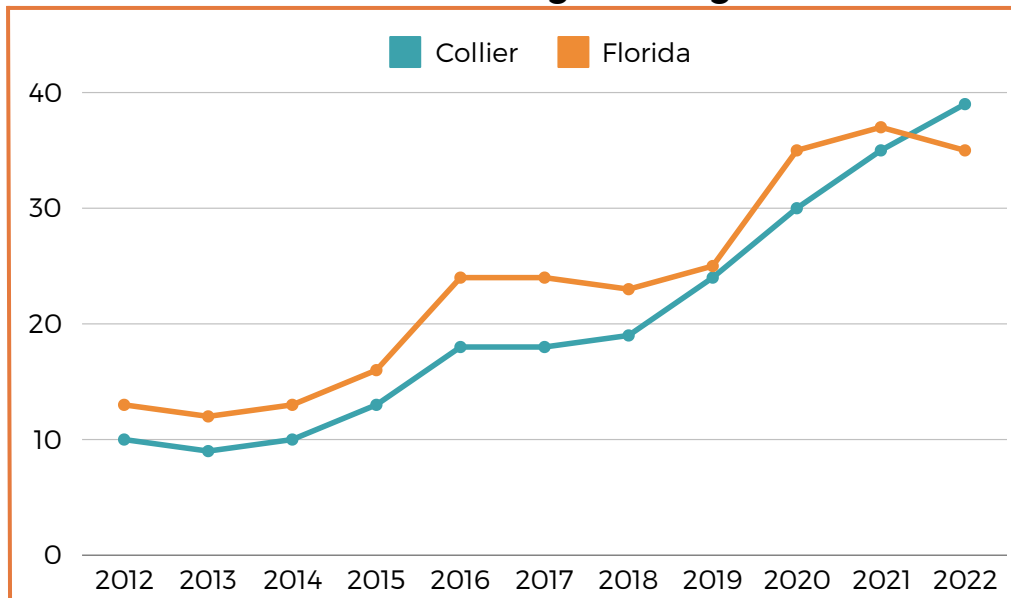


DRUG POISONINGS

Drug poisonings occur when drugs are abused or taken in large amounts. Acetaminophen, Sedative/Hypnotics/Antipsychotics, Miscellaneous Alcohols, Pharmaceutical and Illegal Opioid Preparations are the substance category with the largest number of deaths across all ages.¹ In 2022, the age-adjusted rate per 100,000 of Deaths From Drug Poisoning in Collier County was 39.3 compared to Florida at 34.9. The rate of drug poisonings in Collier County has steadily increased since 2018.

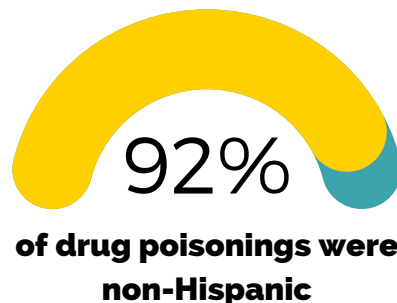



Deaths from Drug Poisoning



Source: Florida Department of Health, Bureau of Vital Statistics.

DRUG POISONINGS BY DEMOGRAPHIC:



DISPARITIES

- The rate of fatal drug poisonings who identified as Black increased from 11.2 in 2021 to 30.8 in 2022.
- The rate of fatal drug poisonings who are non-Hispanic in Collier County was 55.1 compared to Florida at 41.6.

2022 COLLIER COUNTY INJURY DATA REPORT



FIREARMS



44

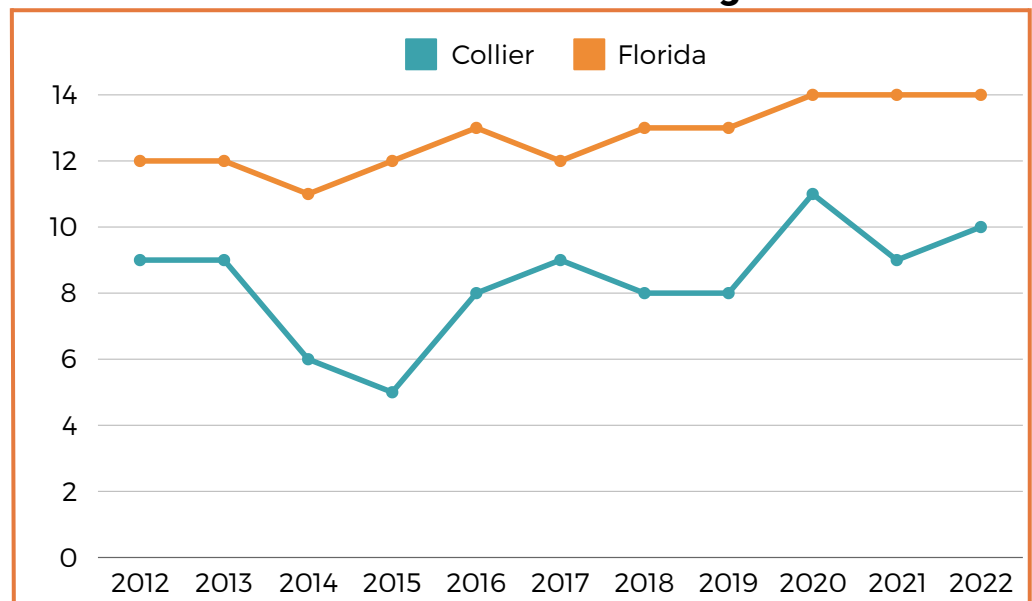
Deaths from
firearm
discharge
in 2022

A firearm is any weapon that is designed to or may readily be converted to expell a projectile by the action of an explosion.² A firearm discharge means firing a shot; each distinctly fired shot is a separate discharge of a firearm.³ In 2022, the age-adjusted rate per 100,000 of Deaths From Firearm Discharge in Collier County was 10.1 compared to Florida at 14.0.

DISPARITIES

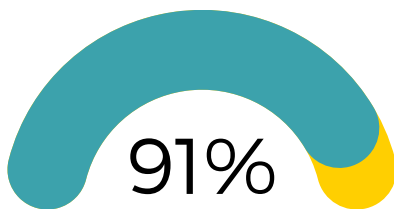
- The rate of deaths from firearm discharge who were males in Collier County was 16.8, compared to Florida at 23.5
- The rate of fatal firearm discharge who identified as Black increased from 7.8 in 2021 to 14.2 in 2022.

Deaths from Firearm Discharge

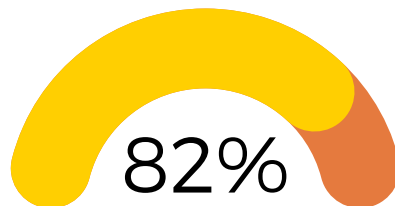


Source: Florida Department of Health, Bureau of Vital Statistics.

FIREARM DISCHARGE BY DEMOGRAPHIC:



91%
of deaths from
firearm discharge
were White



82%
of deaths from firearm
discharge were non-
Hispanic



37 were male,
with a rate of 16.8



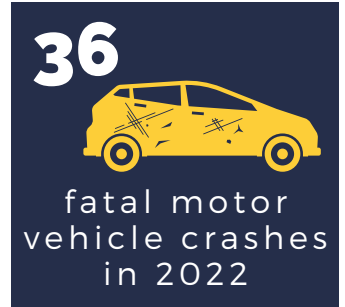
7 were female,
with a rate of 3.3

2022 COLLIER COUNTY INJURY DATA REPORT

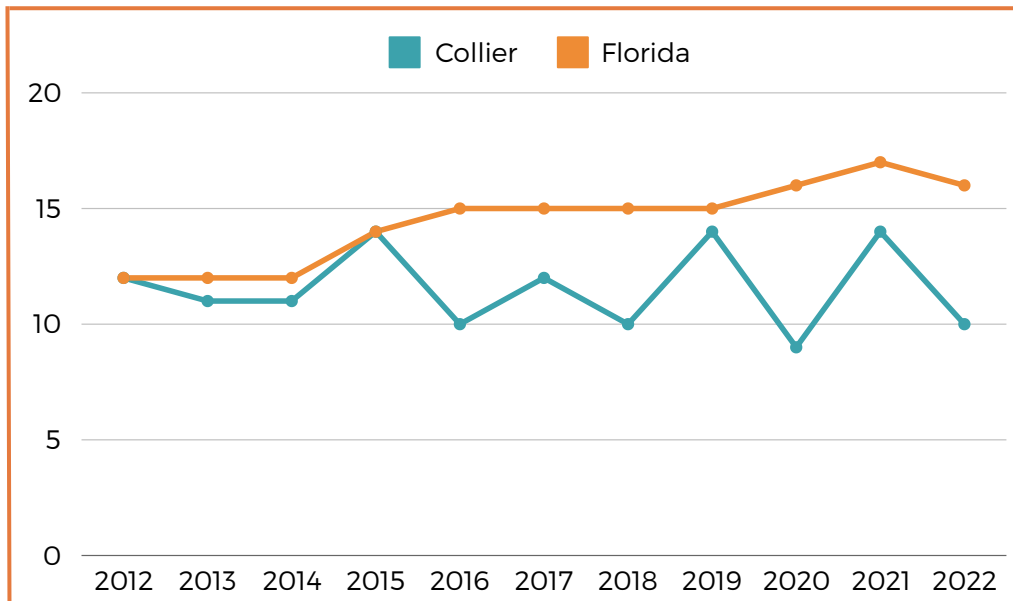


MOTOR VEHICLE CRASHES

Motor vehicle accidents occurs when a motor vehicle collides with an object, a pedestrian, a bicyclist, an animal, or another vehicle. In 2022, the age-adjusted rate per 100,000 population of Deaths From Motor Vehicle Crashes (All) in Collier County was 10.3 compared to Florida at 15.8.



Deaths from Motor Vehicle Crashes



Source: Florida Department of Health, Bureau of Vital Statistics.

DISPARITIES

- The rate of fatal vehicle crashes who are Hispanic decreased from 24.5 in 2021 to 13.0 in 2022.
- The rate of fatal motor vehicle crashes who are White decreased from 15.2 in 2021 to 9.6 in 2022.
- The rate of those who identified as non-Hispanic, White, or Black in Collier County was significantly lower than the rate of Florida's.

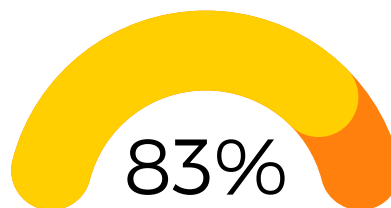
MOTOR VEHICLE CRASHES BY DEMOGRAPHIC:



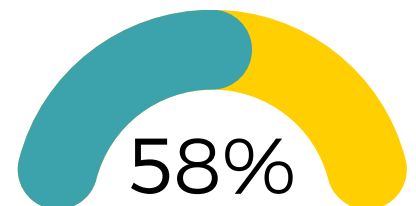
25 were male,
with a rate of 14.0



11 were female,
with a rate of 6.7



of fatal motor vehicle
crashes were White



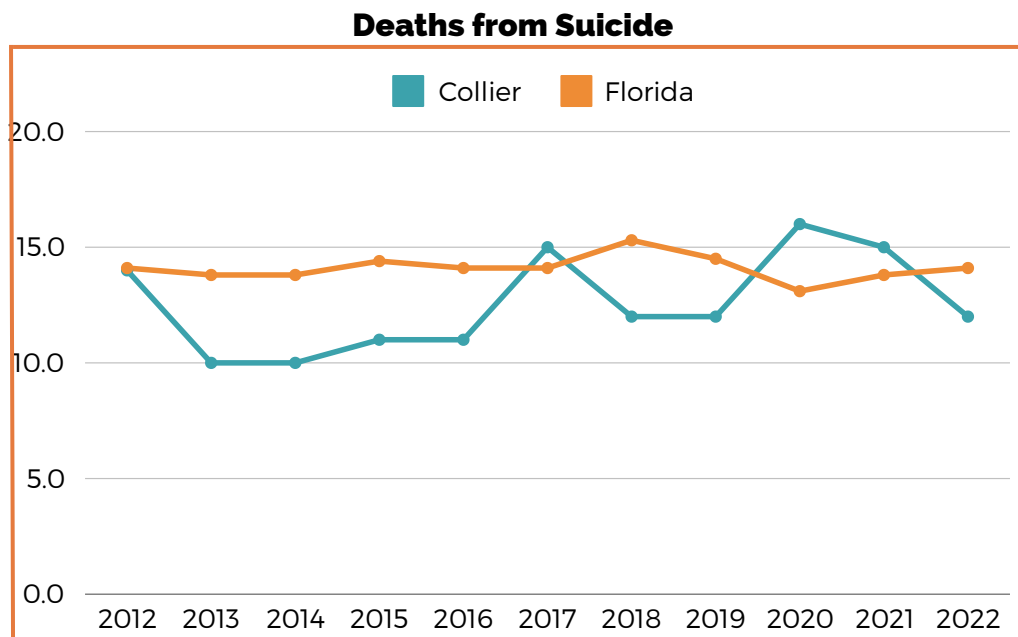
of fatal motor vehicle
crashes were non-
Hispanic. 42% of fatal
crashes were Hispanic.

2022 COLLIER COUNTY INJURY DATA REPORT




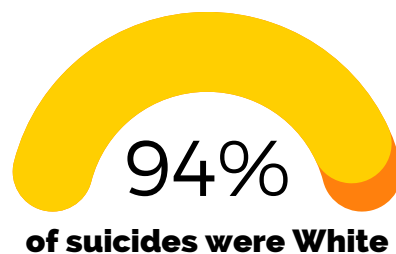
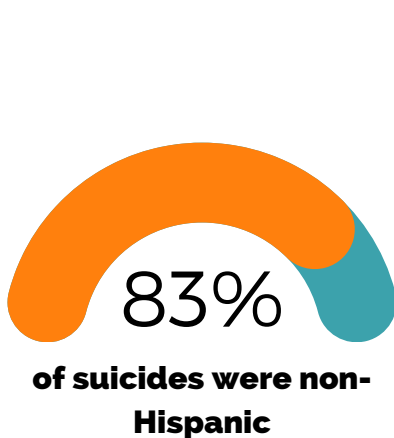
SUICIDE

Suicide is death caused by injuring oneself with the intent to die. Suicide is among the top 10 leading causes of death in the United States, resulting in about one death every 11 minutes. Additionally, suicide attempts result in an even larger number of non-fatal, intentional self-harm injuries. In 2022, the age-adjusted rate per 100,000 population of Deaths From Suicide (All) in Collier County was 11.6 compared to Florida at 14.1. In 2022, there were 54 suicides reported in Collier County.



Source: Florida Department of Health, Bureau of Vital Statistics.

SUICIDES BY DEMOGRAPHIC:



2022 COLLIER COUNTY INJURY DATA REPORT



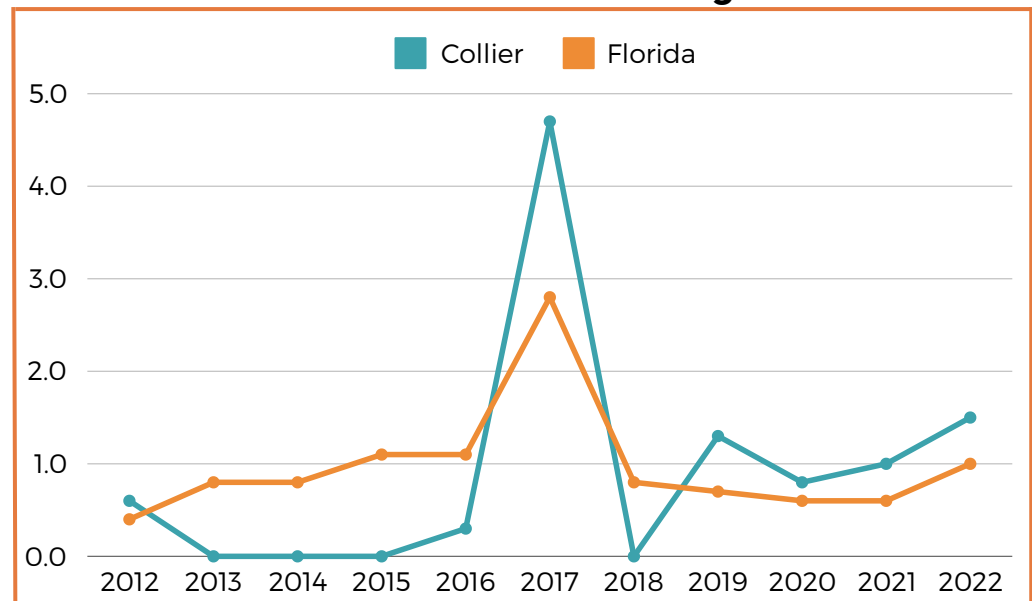
CARBON MONOXIDE POISONINGS

Carbon Monoxide is a colorless, odorless gas produced by the burning of fuels in cars, trucks, stoves, fireplaces, grills, gas ranges, etc. Carbon Monoxide poisoning occurs from breathing in excessive levels of carbon monoxide, which then enters the bloodstream. Urgent medical attention is usually recommended as it causes severe tissue damage, and even death.



Fortunately, due to technological advances, carbon monoxide poisonings do not occur very often. However, Collier County's rate of carbon monoxide poisoning in 2022 was 1.5, compared to Florida's rate of 1.0. The rate of carbon monoxide poisoning in Collier County has increased slightly since 2020.

Carbon Monoxide Poisoning



Source: Florida Department of Health, Bureau of Vital Statistics.

RESOURCES

- [Step Smart Collier](#) is an all-volunteer public education non-profit that formed to educate care givers and older adults on ways to prevent accidental falls. They have a variety of resources available on their website.
- [David Lawrence Center's](#) emergency mental health services center is open 24 hours a day, 7 days a week. All those in need are accepted and treated without regard for capacity to pay. You can reach them at 239-455-8500.
- [NAMI of Collier County](#) offers mental health services through an array of programs for members of all ages and families. The NAMI Warm Line is a peer-run service for individuals seeking to connect with someone who has lived experience in mental health recovery. For English, call 1-800-945-1355. For Spanish, call 239-351-6723.
- The Substance Abuse and Mental Health (SAMH) Program is the single state authority on substance abuse and mental health as designated by the federal [Substance Abuse and Mental Health Services Administration](#). SAMHSA's Toll-Free Treatment Referral Helpline: 1-800-662-HELP (4357). Services are available 24 hours a day, 7 days a week in both English and Spanish.

2022 COLLIER COUNTY INJURY DATA REPORT



REFERENCES

1. *National Poison Control Call Statistics, 2021*. Poison Statistics National Data 2021 | Poison Control. (2023a). Poison Statistics National
2. *Bureau of Alcohol, Tobacco, Firearms and Explosives*. Firearms - Guides - Importation & Verification of Firearms, Ammunition - Gun Control Act Definitions - Firearm | Bureau of Alcohol, Tobacco, Firearms and Explosives. (2018, April 27). Firearms Guides
3. *Jetton & Meredith, PLLC*. (2023, March 1). What is discharging a firearm into occupied property. What is Discharging a Firearm into Occupied Property